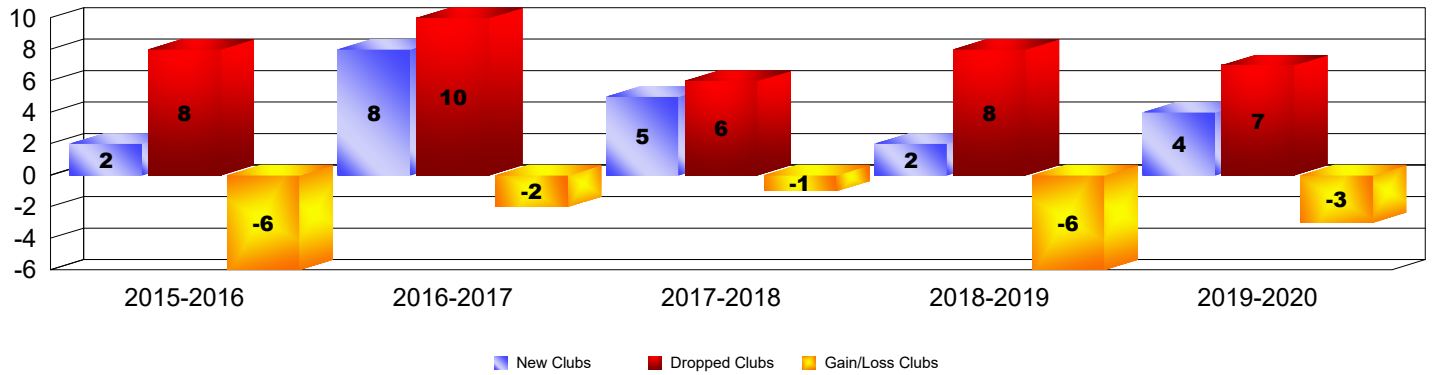


Multiple District A

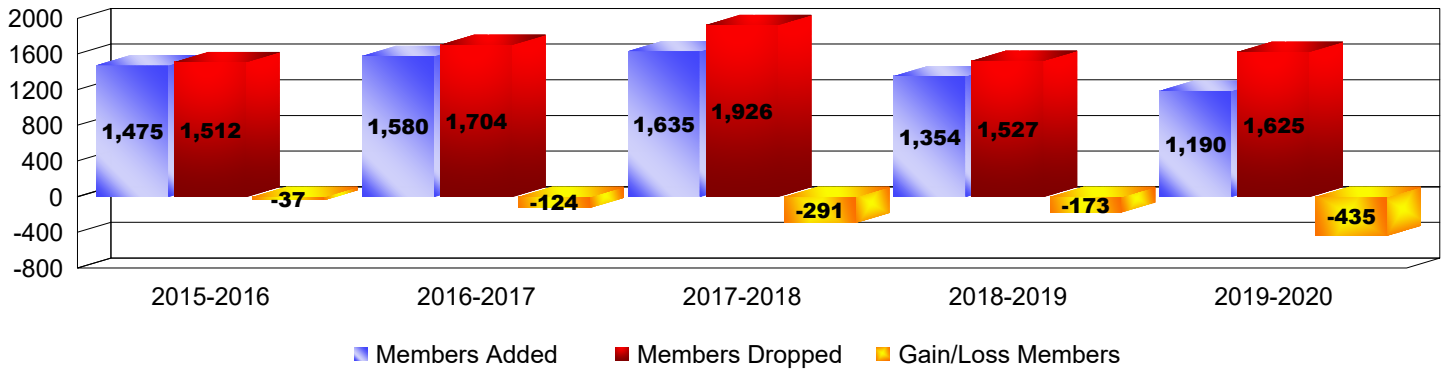
As of June 2020 Cumulative

Year	New Clubs	Dropped Clubs	Gain/Loss Clubs	New Members	Charter Members	Reinstate Members	Transfer Members	Total Member Added	Total Members Dropped	Gain/Loss Members
2015-2016	2	8	-6	1,214	77	76	108	1,475	1,512	-37
2016-2017	8	10	-2	1,218	201	62	99	1,580	1,704	-124
2017-2018	5	6	-1	1,304	163	56	112	1,635	1,926	-291
2018-2019	2	8	-6	1,096	78	90	90	1,354	1,527	-173
2019-2020	4	7	-3	788	209	83	110	1,190	1,625	-435
Average	4	8	-4	1,124	146	73	104	1,447	1,659	-212


Clubs



Members



Membership Composition June 2020 Cumulative



Gender Comparison June 2020 Cumulative

